



WINONA COMMUNITY FOUNDATION INC

CONTENTS

EIN: 36-3500853
Report Generated on: 03/14/2023

Executive Summary	2
Programs & Results	4
Financial Review	7
Operations & Leadership	9

APPENDIX

Key Documents	20
Charity Check Report	21

WINONA COMMUNITY FOUNDATION INC



👤 aka Winona Community Foundation
📍 Winona, MN
🌐 winonacf.org
📞 (507)454-6511

[View GuideStar Profile](#)

MISSION

The Winona Community Foundation is a catalyst for igniting generosity and building the vibrant and enduring place we call home.

EIN

36-3500853

RULING YEAR

1994

IRS SUBSECTION

501(c)(3) Public Charity

FOUNDING YEAR

1987

MAIN ADDRESS

Winona Community
Foundation 111 Riverfront,
Suite 2 E
Winona, MN
55987

AFFILIATION TYPE

Independent Organization

CONTACT

Nancy Brown, President/CEO
(507) 454-6511
nbrown@winonacf.org

PRESIDENT/CEO

Nancy Brown

BOARD CHAIR

Amanda Hedlund

SUBJECT AREA

Foundations

Community improvement

NTEE Code

Community Foundations (T31)

PROGRAMS

1. Donor Advised Grants

Population(s) served:

2. Community Grants

Population(s) served:

3. Winona Nonprofit Alliance

Population(s) served:

POPULATIONS SERVED

1. Age groups

2. Ethnic and racial groups

3. Social and economic status

4. Health

5. Work status and occupations

COMPLIANCE

- ✓ IRS Pub 78 Verified as of March 2023
- ✓ IRS BMF 509(a) (1) as of March 13, 2023
- ✓ A-133 Audit Required/Performed?
- ✓ Conflict of Interest Policy
- ✓ Written whistleblower policy

Section 509(a)(1) organization as referred to in Section 170(b)(1)(A)(vi)

TRANSPARENCY MEASURES

- ✓ Board Practices Reported?
- ✓ Diversity Data Reported?
- 14** Number of Independent Board Members

Programs & Results

PROGRAMS

Source: Self-Reported by Organization,
January 2023

Donor Advised Grants

Population(s) Served:

General/Unspecified

Winona Community Foundation holds many donor advised funds. These funds may or may not be endowed. Donor advisors may direct funds to public charities for use within their specifications. Although most donor advisors will benefit state or local charities, they may direct anywhere within the United States.

Community Grants

Population(s) Served:

General/Unspecified

Applications are received from the Winona Community and reviewed by the grant committee for awards

Winona Nonprofit Alliance

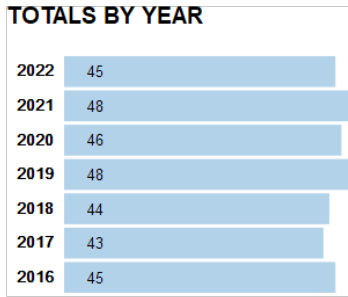
Population(s) Served:

General/Unspecified

The Winona Nonprofit Alliance is a collective of nonprofits in the Winona area. Its purpose is to allow space for nonprofit leaders and staff to share opportunities, challenges, learn, and exchange ideas to strengthen the nonprofit community. The Winona Community Foundation facilitates the group.

RESULTS

Number of donor-advised funds

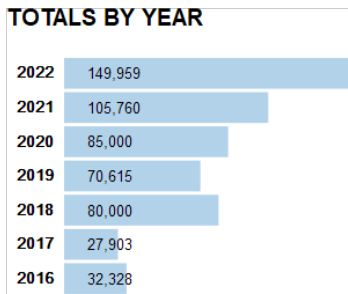


Population(s) Served: General/Unspecified

Related program: Donor Advised Grants

Notes: Active-grant making from DAFs is an important vehicle for directing philanthropy into the community and beyond. Fees generated support the community grant program.

Total dollar amount of grants awarded



Population(s) Served: General/Unspecified

Related program: Community Grants

Notes: The Winona Community Foundation Community Grant Program. It does not include funds granted out from other funds or programs.

CHARTING IMPACT

What is the organization aiming to accomplish?

The Winona Community Foundation seeks to expand its ability to invest back into the community by growing its assets under management and unrestricted endowment, increasing the number and diversity of funds it holds, and increasing the dollars granted back into the community. It does so with the goal of building and strengthening the community.

What are the organization's key strategies for making this happen?

This will be accomplished by educating the public about philanthropy, connecting people with needs, and collaborating with other charitable organizations, working with professional advisors to increase their comfort level with talking to their clients about philanthropy.

What are the organization's capabilities for doing this?

In 2018, the board of directors more than doubled the dollars available for its community grant program. In order to continue growth, it is essential the staff, in collaboration with the board, will increase giving directly to the Foundation's permanent funds, as well as increase the number and diversity of funds held by the Foundation. This will be accomplished through personal contacts and diverse communication channels as outlined in the strategic plan.

What have and haven't they accomplished so far?

In 2021, the Foundation grew its assets under management by more than \$2 million while simultaneously increasing its community grants to more than \$130,000 and overall grants to more than \$1.7 million.

The Foundation is leading a collaboration among the Winona-area nonprofits to build a workplace giving initiative that will allow employees to contribute to their preferred charities via payroll deduction.

Financials

FISCAL YEAR START: 01/01

FISCAL YEAR END: 12/31

✓ Financials audited by an independent accountant

FINANCIALS QUICK VIEW

Total revenue, gains, and other support per audited financial statements	\$2,634,783
--	--------------------

Total expenses and losses per audited financial statements	\$1,886,557
--	--------------------

Surpluses in last 5 years	3
---------------------------	----------

Negative Net Assets in past 5 years	0
-------------------------------------	----------

Financial Trends Analysis

Business Model Indicators

Created in Partnership with



Profitability	2016	2017	2018	2019	2020
Unrestricted surplus (deficit) before depreciation	-\$71,478	\$430,036	-\$505,426	\$1,254,763	\$373,193
As a % of expenses	-5.7%	21.9%	-25.6%	70.3%	19.3%
Unrestricted surplus (deficit) after depreciation	-\$74,120	\$429,827	-\$506,926	\$1,253,063	\$370,974
As a % of expenses	-5.9%	21.8%	-25.6%	70.1%	19.2%

Revenue Composition

Total revenue (unrestricted & restricted)	\$1,543,223	\$1,892,583	\$1,883,776	\$2,562,416	\$2,565,851
Total revenue, % change over prior year	-25.6%	22.6%	-0.5%	36.0%	0.1%
Program services revenue	0.1%	2.1%	2.3%	1.8%	1.9%
Membership dues	0.0%	0.0%	0.0%	0.0%	0.0%
Investment income	8.1%	15.4%	18.1%	9.9%	7.6%
Government grants	0.0%	0.0%	0.0%	0.0%	0.0%
All other grants and contributions	78.2%	66.3%	65.6%	69.0%	36.1%
Other revenue	13.6%	16.2%	13.9%	19.3%	54.4%

Expense Composition

Total expenses before depreciation	\$1,254,178	\$1,967,272	\$1,975,709	\$1,785,236	\$1,934,069
Total expenses, % change over prior year	10.0%	56.9%	0.4%	-9.6%	8.3%
Personnel	9.2%	6.1%	6.0%	7.3%	8.1%
Professional Fees	5.5%	3.8%	3.8%	6.7%	5.1%
Occupancy	0.8%	0.5%	0.5%	0.5%	0.7%
Interest	0.0%	0.0%	0.0%	0.0%	0.0%
Pass-Through	74.7%	65.6%	72.1%	69.5%	81.3%
All other expenses	9.8%	24.0%	17.6%	16.0%	4.8%

Financial Trends Analysis, continued

Moving Toward Full Cost Coverage

Full Cost Components (estimated)	2016	2017	2018	2019	2020
Total Expenses (after depreciation)	\$1,256,820	\$1,967,481	\$1,977,209	\$1,786,936	\$1,936,288
One Month of Savings	\$104,515	\$163,939	\$164,642	\$148,770	\$161,172
Debt Principal Repayment	\$0	\$0	\$0	\$0	\$0
Fixed Asset Additions	\$0	\$0	\$5,080	\$0	\$0
Total Full Costs (estimated)	\$1,361,335	\$2,131,420	\$2,146,931	\$1,935,706	\$2,097,460

Capital Structure Indicators

Liquidity

Months of cash	0.1	8.6	0.4	0.5	0.5
Months of cash and investments	125.1	86.3	77.1	100.3	100.9
Months of estimated liquid unrestricted net assets	39.9	28.1	24.9	36.0	35.5

Balance Sheet Composition

Cash	\$8,381	\$1,413,473	\$59,099	\$71,699	\$75,171
Investments	\$13,070,018	\$12,734,859	\$12,628,124	\$14,855,975	\$16,189,339
Receivables	\$193,123	\$0	\$0	\$145,000	\$0
Gross land, buildings, and equipment (LBE)	\$40,843	\$40,843	\$45,923	\$45,923	\$6,270
Accumulated depreciation (% of LBE)	99.5%	100.0%	92.2%	95.9%	83.6%
Liabilities (as % of assets)	17.0%	17.6%	18.6%	17.4%	20.7%
Unrestricted net assets	\$4,174,409	\$4,604,236	\$4,097,310	\$5,350,373	\$5,721,347
Temporarily restricted net assets	\$5,500,651	\$5,712,774	\$4,883,160	N/A	N/A
Permanently restricted net assets	\$1,336,087	\$1,337,183	\$1,346,522	N/A	N/A
Total restricted net assets	\$6,836,738	\$7,049,957	\$6,229,682	\$7,097,768	\$7,177,538
Total net assets	\$11,011,147	\$11,654,193	\$10,326,992	\$12,448,141	\$12,898,885

Key Data Checks

Material Data Errors	2016	2017	2018	2019	2020
	No	No	No	No	No

Note: This issue is relevant to a small number of organizations: The nonprofit subject(s) of this report may have affiliates. The Form 990 data may not include information about any or all potential affiliates. If an organization does have affiliates and these affiliates have substantial financial activity, the financial data in this report may not present a comprehensive picture of the nonprofit's financial condition. Please consult the 990s of any potentially related affiliates for additional information.

- [Formulas for key metrics](#)
- ['Key Revenue & Expense Data from Form 990'](#)
- ['Key Balance Sheet Data from Form 990'](#)

Operations

Source: Self-Reported by Organization, January 2023

PRESIDENT/CEO

Nancy McIntire Brown CFRE

[LinkedIn profile](#)

Certified Fund Raising Executive (CFRE) with comprehensive development experience in healthcare and higher education.

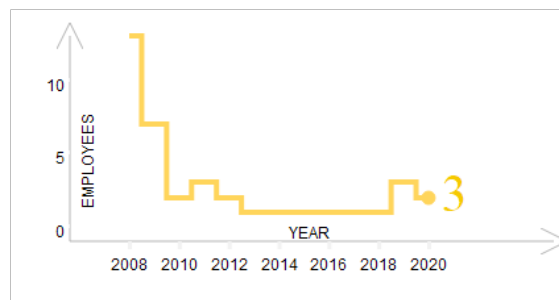
Expertise in charitable estate planning, planned giving, major gifts, annual giving, donor relations and database administration.

Executive-level experience in strategic planning, board management, budget administration, quality improvement, lean principles, and personnel supervision. Six years in university admissions including extensive travel, public speaking, and writing publications.

Specialties: Charitable estate planning, nonprofit administration, fundraising, board management, policies and procedures, public speaking, grant writing

NUMBER OF EMPLOYEES

Source: IRS Form 990



BOARD CHAIR

Amanda Hedlund

Habitat for Humanity Serving Winona County

Term: 2022 -

BOARD CO-CHAIR

Kathleen Peterson

Community Leader

Term: 2022 -

BOARD MEMBERS

Denise McDowell

Winona State University

Jerry Papenfuss

Community Leader

Aaron Young

Great River Shakespeare Festival

Kevin O'Reilly

Peerless Chain

Genelle Groh Beck

RTP Company

Ann Gibson

Community Leader

Angela Lallemond

Lallemond Law Office

Corey Hancock

Benchmark Electronics

Andrew Guzzo

Merchants Bank

Jolene Vaselaar

Altra Federal Credit Union

Jackie Czaplowski

WinCraft

Maurella Cunningham

La Crosse County

OFFICERS, DIRECTORS, TRUSTEES, AND KEY EMPLOYEES

FISCAL YEAR 2020

Name	Title	Compensation	Other	Related
Nancy Brown	EXECUTIVE DIRECTOR	\$85,000	\$4,250	\$0
Sara Brandon	FINANCE DIRECTOR	\$33,515	\$1,200	\$0
Bob Deter	CHAIR	\$0	\$0	\$0
Andrew Guzzo	VICE CHAIR	\$0	\$0	\$0
Aaron Young	TREASURER	\$0	\$0	\$0
Kathleen Peterson	SECRETARY	\$0	\$0	\$0
Beau Van Beek	PAST CHAIR	\$0	\$0	\$0
Christopher Gervais	DIRECTOR	\$0	\$0	\$0
Cheri Eddy Crigler	DIRECTOR	\$0	\$0	\$0
Ann Gibson	DIRECTOR	\$0	\$0	\$0
Genelle Groh Beck	DIRECTOR	\$0	\$0	\$0
Amanda Hedlund	DIRECTOR	\$0	\$0	\$0
Beau Van Beek	PAST CHAIR	\$0	\$0	\$0
Denise Mc Dowell	DIRECTOR	\$0	\$0	\$0
Jerry Papenfuss	DIRECTOR	\$0	\$0	\$0
Kevin O'Reilly	DIRECTOR	\$0	\$0	\$0

OFFICERS, DIRECTORS, TRUSTEES, AND KEY EMPLOYEES

FISCAL YEAR 2019

Name	Title	Compensation	Other	Related
Nancy Brown	EXECUTIVE DIRECTOR	\$54,596	\$2,615	\$0
Sara Brandon	FINANCE DIRECTOR	\$20,933	\$692	\$0
Hamid Akbari	CHAIR	\$0	\$0	\$0
Bob Deter	VICE CHAIR	\$0	\$0	\$0
Fred Fletcher	TREASURER	\$0	\$0	\$0
Kathleen Peterson	SECRETARY	\$0	\$0	\$0
Kelley Olson	PAST CHAIR	\$0	\$0	\$0
Tom Wynn	DIRECTOR	\$0	\$0	\$0
Cheri Eddy Crigler	DIRECTOR	\$0	\$0	\$0
Andrew Guzzo	DIRECTOR	\$0	\$0	\$0
Amanda Hedlund	DIRECTOR	\$0	\$0	\$0
Denise McDowell	DIRECTOR	\$0	\$0	\$0
Beau Van Beek	PAST CHAIR	\$0	\$0	\$0
Aaron Young	DIRECTOR	\$0	\$0	\$0
Jerry Papenfuss	DIRECTOR	\$0	\$0	\$0

OFFICERS, DIRECTORS, TRUSTEES, AND KEY EMPLOYEES

FISCAL YEAR 2018

Name	Title	Compensation	Other	Related
Jeni Arnold	EXECUTIVE DIRECTOR	\$54,196	\$5,110	\$0
Steve Smith	FINANCE DIRECTOR	\$48,957	\$4,706	\$0
Beau Van Beek	CHAIR	\$0	\$0	\$0
Hamid Akbari	VICE CHAIR	\$0	\$0	\$0
Fred Fletcher	TREASURER	\$0	\$0	\$0
Nancy Wiltgen	SECRETARY	\$0	\$0	\$0
Kelley Olson	PAST CHAIR	\$0	\$0	\$0
Tom Wynn	DIRECTOR	\$0	\$0	\$0
Jennifer Baertsch	DIRECTOR	\$0	\$0	\$0
Andrew Guzzo	DIRECTOR	\$0	\$0	\$0
Eric Bartelson	DIRECTOR	\$0	\$0	\$0
Denise McDowell	DIRECTOR	\$0	\$0	\$0
Kathleen Peterson	DIRECTOR	\$0	\$0	\$0
Bob Deter	DIRECTOR	\$0	\$0	\$0
Jerry Papenfuss	DIRECTOR	\$0	\$0	\$0

OFFICERS, DIRECTORS, TRUSTEES, AND KEY EMPLOYEES

FISCAL YEAR 2017

Name	Title	Compensation	Other	Related
Jeni Arnold	EXECUTIVE DIRECTOR	\$49,173	\$4,785	\$0
Beau Van Beek	CHAIR	\$0	\$0	\$0
Hamid Akbari	VICE CHAIR	\$0	\$0	\$0
Fred Fletcher	TREASURER	\$0	\$0	\$0
Nancy Wiltgen	SECRETARY	\$0	\$0	\$0
Kelley Olson	PAST CHAIR	\$0	\$0	\$0
Tom Wynn	DIRECTOR	\$0	\$0	\$0
Kathleen Peterson	DIRECTOR	\$0	\$0	\$0
Andrew Guzzo	DIRECTOR	\$0	\$0	\$0
Jennifer Baertsch	DIRECTOR	\$0	\$0	\$0
Denise McDowell	DIRECTOR	\$0	\$0	\$0
Eric Bartelson	DIRECTOR	\$0	\$0	\$0
Bob Deter	DIRECTOR	\$0	\$0	\$0
Jerry Papenfuss	DIRECTOR	\$0	\$0	\$0

OFFICERS, DIRECTORS, TRUSTEES, AND KEY EMPLOYEES

FISCAL YEAR 2016

Name	Title	Compensation	Other	Related
Jeni Arnold	EXECUTIVE DIRECTOR	\$53,490	\$2,492	\$0
Ryan Ping	DIRECTOR	\$0	\$0	\$0
Eric Bartelson	DIRECTOR	\$0	\$0	\$0
Beau Van Beek	SECRETARY	\$0	\$0	\$0
Susan Eddy	DIRECTOR	\$0	\$0	\$0
Ann Lavine	DIRECTOR	\$0	\$0	\$0
Diane Amundson	DIRECTOR	\$0	\$0	\$0
Kelley Olson	VICE CHAIR	\$0	\$0	\$0
Nancy Wiltgen	DIRECTOR	\$0	\$0	\$0
Bob Deter	DIRECTOR	\$0	\$0	\$0
Shelley Milek	CHAIR	\$0	\$0	\$0
Tedd Morgan	DIRECTOR	\$0	\$0	\$0
Joan Greshik	DIRECTOR	\$0	\$0	\$0
Vicki Decker	DIRECTOR	\$0	\$0	\$0
Fred Fletcher	TREASURER	\$0	\$0	\$0

Paid Preparers

FISCAL YEAR 2020

Firm Name	Firm EIN	Firm Address	Firm Phone
HAWKINS ASH CPAS LLP	39-0912608	500 S SECOND STREET SUITE 200, LA CROSSE WI 54601 USA	608-784-7737

Paid Preparers

FISCAL YEAR 2019

Firm Name	Firm EIN	Firm Address	Firm Phone
HAWKINS ASH CPAS LLP	39-0912608	500 S SECOND STREET SUITE 200, LA CROSSE WI 54601 USA	608-784-7737

Paid Preparers

FISCAL YEAR 2018

Firm Name	Firm EIN	Firm Address	Firm Phone
HAWKINS ASH CPAS LLP	39-0912608	500 S SECOND STREET SUITE 200, LA CROSSE WI 54601 USA	608-784-7737

BOARD LEADERSHIP PRACTICES

GuideStar worked with BoardSource, the national leader in nonprofit board leadership and governance, to create this section, which enables organizations and donors to transparently share information about essential board leadership practices.

BOARD ORIENTATION & EDUCATION

Does the board conduct a formal orientation for new board members and require all board members to sign a written agreement regarding their roles, responsibilities, and expectations? Yes

CEO OVERSIGHT

Has the board conducted a formal, written assessment of the chief executive within the past year? Yes

ETHICS & TRANSPARENCY

Have the board and senior staff reviewed the conflict-of-interest policy and completed and signed disclosure statements in the past year? Yes

BOARD COMPOSITION

Does the board ensure an inclusive board member recruitment process that results in diversity of thought and leadership? Yes

BOARD PERFORMANCE

Has the board conducted a formal, written self-assessment of its performance within the past three years? No

Organizational Demographics


Who works and leads organizations that serve our diverse communities? This organization has voluntarily shared information to answer this important question and to support sector-wide learning. GuideStar partnered on this section with CHANGE Philanthropy and Equity in the Center.

Leadership

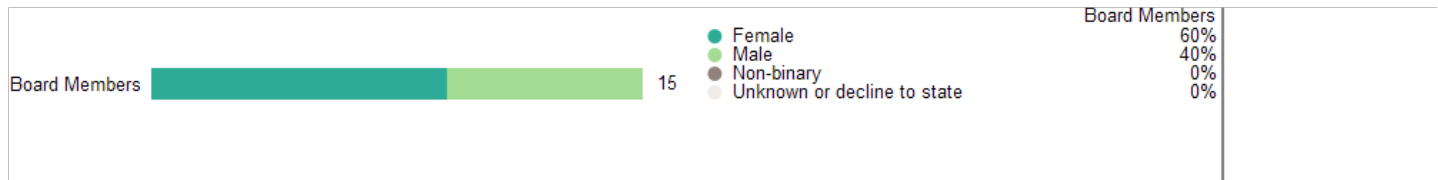
The organization's leader identifies as:

Race & Ethnicity	White/Caucasian/European
Gender Identity	Female, Not transgender (cisgender)
Sexual Orientation	Heterosexual or Straight
Disability Status	Person without a disability

Race & Ethnicity



Gender Identity



Sexual Orientation

No data

Disability

No data.

We do not display staff or senior staff disability information for organizations with fewer than 15 staff.

Equity Strategies *Last Updated: 09/30/2019*

Candid partnered with Equity in the Center - a project that works to shift mindsets, practices, and systems within the social sector to increase racial equity - to create this section. [Learn More](#)

Policies and processes

- ✓ We seek individuals from various race backgrounds for board and executive director/CEO positions within our organization.

- ✓ We have community representation at the board level, either on the board itself or through a community advisory board.

Appendix

Key Documents

IRS Forms 990

- [2019 990](#)
- [2018 990](#)
- [2017 990](#)
- [2016 990](#)
- [2015 990](#)

IRS Forms 990T

- [2009 990T](#)
- [2008 990T](#)

Audited Financial Statements

- [2021 Audited Financial Statement](#)
- [2020 Audited Financial Statement](#)
- [2019 Audited Financial Statement](#)

Key Organization Documents

- [Letter of Determination](#)
- [Form 1023/1024](#)
- [2021 Annual Report](#)
- [2020 Annual Report](#)
- [2019 Annual Report](#)
- [2018 Annual Report](#)
- [2016 Annual Report](#)
- [2011 Annual Report](#)
- [2010 Annual Report](#)
- [2009 Annual Report](#)
- ['Key Revenue & Expense Data from Form 990'](#)
- ['Key Balance Sheet Data from Form 990'](#)

GuideStar Charity Check

WINONA COMMUNITY FOUNDATION INC

Aka Winona Community Foundation

Winona Community Foundation 111 Riverfront, Suite 2 E
Winona, MN 55987

- ✓ **Foundation Status Code:** PC*
- ✓ Public charity described in section 509(a)(1) or (2)

IRS Publication 78 Details



Organization name	Location	Most recent IRS Publication 78
Winona Community Foundation Inc.	Winona, MN	December 2022
EIN	Deductibility status description	Verified with most recent Internal Revenue Bulletin
36-3500853	A public charity (50% deductibility limitation).	March 13, 2023

IRS Business Master File Details



Organization name	Most recent IRS BMF	Reason for Non-Private Foundation Status
WINONA COMMUNITY FOUNDATION INC	February 14 2023	Section 509(a)(1) organization as referred to in Section 170(b)(1)(A)(vi)
EIN	IRS subsection	Ruling date
36-3500853	This organization is a <u>501(c)(3) Public Charity</u>	01/1994
This organization was not included in the Office of Foreign Assets Control Specially Designated Nationals (SDN) list.		

On September 8, 2011, the IRS issued [regulations](#) which eliminated the advance ruling process for a section 501(c)(3) organization. [Learn more](#)

* The Foundation Status Code is the code that foundations are required to provide for each grantee annually on part XV of Form 990PF. Note that this code cannot be derived in some cases (e.g., supporting organizations for which 'type' can't be determined).

[IRS Revenue Procedure 2011-33](#) allows grantors to rely on third-party resources, such as GuideStar Charity Check, to obtain required Business Master File (BMF) data concerning a potential grantee's public charity classification under section 509 (a) (1), (2) or (3).

GuideStar Charity Check Data Sources

-GuideStar acquires all IRS data directly from the Internal Revenue Service.

-[IRS Publication 78 \(Cumulative List of Organizations\)](#) lists organizations that have been recognized by the Internal Revenue Service as eligible to receive tax-deductible contributions.

-The [IRS Internal Revenue Bulletin \(IRB\)](#) lists changes in charitable status since the last Publication 78 release. Between the release of IRS Publication 78 and the subsequent IRS Internal Revenue Bulletin, the IRB date will reflect the most recent release date of IRS Publication 78.

-The [IRS Business Master File](#) lists approximately 1.7 million nonprofits registered with the IRS as tax-exempt organizations.

-The [IRS Automatic Revocation of Exemption List](#) contains organizations that have had their federal tax-exempt status automatically revoked for failing to file an annual return or notice with the IRS for three consecutive years.

-The Foundation Status Code is a value derived by mapping the codes found on the [990PF filing instructions](#) to the corresponding codes in the IRS BMF. Note that not all codes are able to be mapped due to insufficient data.

-The Office of Foreign Assets Control (OFAC) [Specially Designated Nationals \(SDN\) list](#) organizations that are owned or controlled by targeted individuals, groups, and entities, such as terrorists or narcotics traffickers. Their assets are blocked and U.S. persons are generally prohibited from dealing with them.